

Radial Lead Resettable Polymer PTCs


SC250-800CZ0D

Features

- ◆ RoHS Compliant and Halogen-Free
- ◆ Radial leaded Devices
- ◆ Cured, flame retardant epoxy polymer insulating material meets UL94V-0 requirements
- ◆ Operation Current: 0.80 A, Maximum Voltage: 220Vdc, Operating Temperature: -40°C to +85°C

Applications

- ◆ IT equipment
- ◆ Access network equipment
- ◆ Central office equipment
- ◆ ISDN and xDSL equipments
- ◆ Phone set and fax machine
- ◆ LAN/WAN and VOIP cards

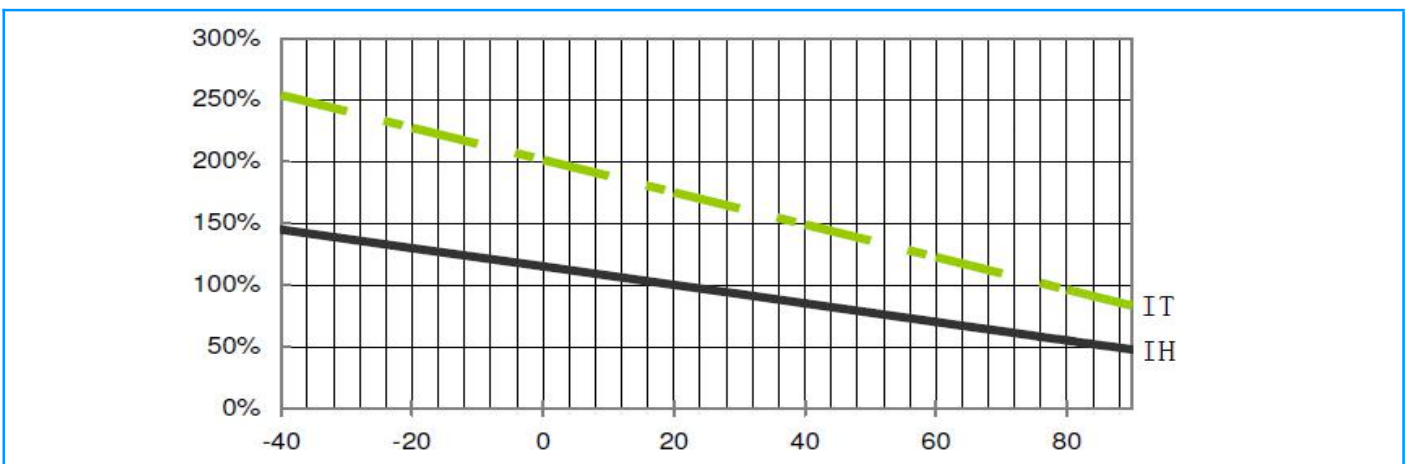


Electrical Parameters

Part Number	I _{hold} (A)	I _{trip} (A)	V _{max} (Vdc)	I _{max} (A)	P _{dtyp} (W)	Maximum Time To Trip		Resistance	
						Current (A)	Time (S)	R _{min} (Ω)	R _{1max} (Ω)
SC250-800CZ0D	0.80	1.60	220	5	3.5	4.0	8.0	0.45	1.05

I_{hold} = Hold current: maximum current at which the device will not trip at 25°C still air.
 I_{trip} = Trip current: minimum current at which the device will always at 25°C still air.
 V_{max} = Maximum voltage device can withstand without damage at rated current.
 I_{max} = Maximum fault current device can withstand without damage at rated voltage.
 T_{trip} = Maximum time to trip(s) at assigned current.
 P_{dtyp} = Typical power dissipation: typical amount of power dissipated by the device when in state air environment.
 R_{min} = Minimum device resistance at 25°C prior to tripping.
 R_{max} = Maximum device resistance at 25°C prior to tripping.
 R_{1max} = Maximum resistance of device at 25°C measured one hour after tripping.
 Caution: Operation beyond the specified rating may result in damage and possible arcing and flame.

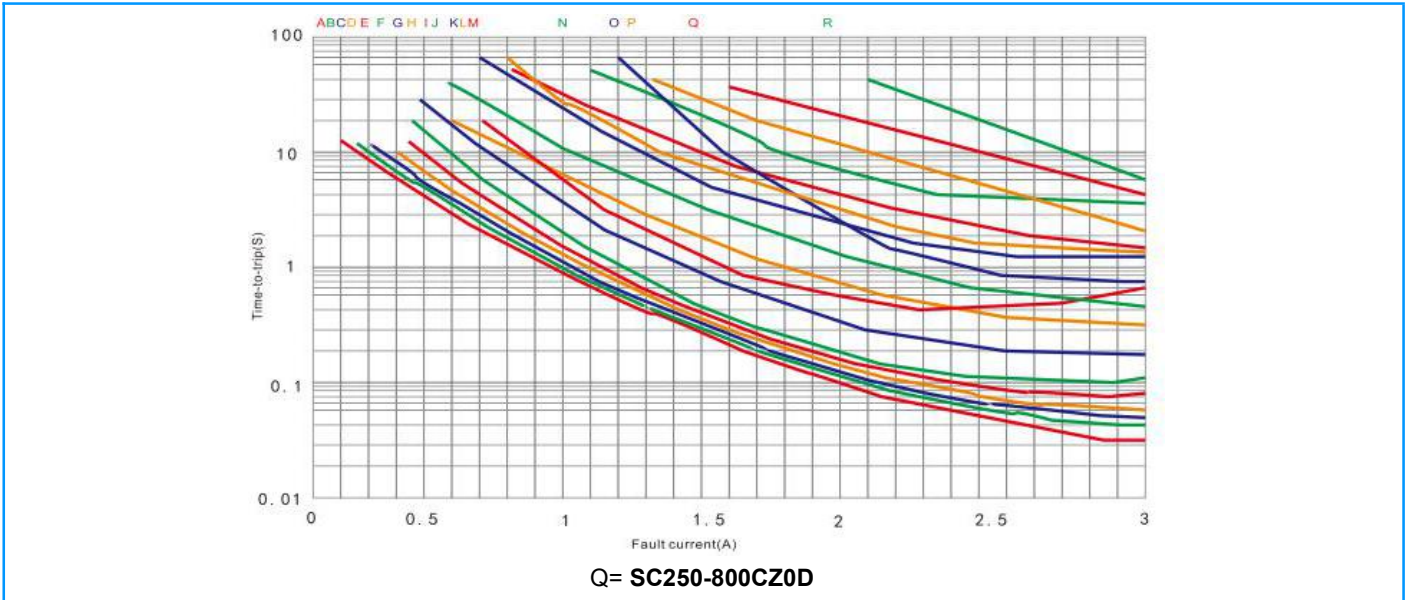
Temperature Derating Curve



Radial Lead Resettable Polymer PTCs

SC250-800CZ0D

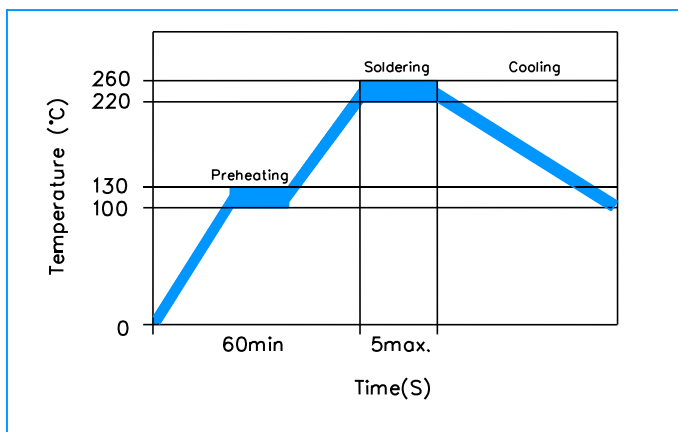
Typical Time-To-Trip at 25°C ± 2°C



Test Procedures and Requirement

Test	Test Conditions	Accept/Reject Criteria
Resistance	In still air @25±2°C	$R_{min} \leq R \leq R_{max}$
Hold Current	60 min, at I_{hold} , In still air @25±2°C	No trip
Time to Trip	Specified current, V_{max} , @25±2°C	$T \leq \text{Maximum Time To Trip}$
Trip Cycle Life	V_{max} , I_{max} , 100 cycles	No arcing or burning
Trip Endurance	V_{max} , 24hours	No arcing or burning

Soldering Parameters



Pre-Heating Zone	Refer to the condition recommended by the manufacturer. Max. ramping rate should not exceed 4°C/Sec
Soldering Zone	Max. solder temperature should not exceed 260°C
Cooling Zone	Cooling by natural convection in air

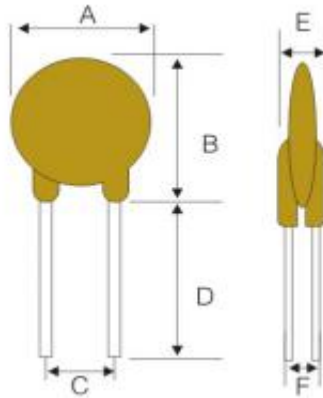
Radial Lead Resettable Polymer PTCs

SC250-800CZ0D

Physical Specifications

Lead Material	0.03-1.85A Tin-plated Copper clad steel 2.50-5.00A Tin-plated Copper
Soldering Characteristics	Solder ability per MIL-STD-202, Method 208E
Insulating Material	Cured, flame retardant epoxy polymer meets UL 94V-0 requirements.
Device Labeling	Marked with 'SC', voltage, current rating

Dimensions



Part Number	Dimensions (mm)					
	A (Max)	B (Max)	C (Typ)	D (Min)	E (Typ)	F (Typ)
SC250-800CZ0D	11.0	15.8	5.1	7.6	3.5	1.5

Packaging Quantity

Part Number	Quantity (pcs/bag)
SC250-800CZ0D	1000